

**MINUTES OF MEETING OF  
THE BOARD OF DIRECTORS OF  
VISTA OAKS MUNICIPAL UTILITY DISTRICT**

December 9, 2013

THE STATE OF TEXAS           §  
  §  
COUNTY OF WILLIAMSON       §

A meeting of the Board of Directors of Vista Oaks Municipal Utility District was held on December 9, 2013, at the offices of Gray Engineering, Inc., 8834 N. Capital of Texas Highway, Suite 140, Austin, Texas. The meeting was open to the public and notice was given as required by the Texas Open Meetings Act. A copy of the Certificate of Posting of the notice is attached as Exhibit "A".

The roll was called of the members of the Board:

Douglas Mink	-	President
Allen Douthitt	-	Vice President
Mike Asbury	-	Secretary
Leslie Alger	-	Assistant Secretary/Treasurer
Keith E. Young	-	Assistant Secretary

and all of the Directors were present except Director Asbury, thus constituting a quorum. Also present at the meeting were Andrew Hunt of Crossroads Utility Services LLC, the District's general manager and utility operator; John Hines of Gray Engineering, Inc., the District's engineer; Holly Guest of Municipal Accounts & Consulting, L.P., the District's bookkeeper; Chris Lane of SAMCO Capital Markets; and John Bartram of Armbrust & Brown, PLLC, the District's general counsel.

Director Mink called the meeting to order at 12:07 p.m., and stated that the Board would first receive the security report. Mr. Hunt directed the Board's attention to the security report portion of his operator's report, and noted that there was nothing major to point out. He did note, however, that following certain internal investigations within the Williamson County Sheriff's Department, Deputy Ron Marsh was no longer assigned to the District. He stated that one or two new patrol deputies would take his place and that Detective Shanks would remain as the coordinator. Director Mink asked if Mr. Hunt had any specific details, noting that he had received questions from the HOA regarding the changes. Mr. Bartram recommended that the Board receive legal advice regarding the matter later during the meeting in executive session. The Board concurred.

Director Mink then announced that the Board would next receive citizens' communications and Board member announcements. There being none, Director Mink then stated that the Board would consider approving the minutes of the November 11, 2013 Board

meeting. Upon motion by Director Young and second by Director Alger, the Board voted unanimously to approve the minutes.

Director Mink next recognized Ms. Guest for a report from the District's bookkeeper. Ms. Guest first presented the bookkeeper's report and supplemental check register attached as Exhibit "B" and reviewed the bills and invoices for the District's operating, manager's, and lock box accounts; the account balances; the pledged securities reports; the budget comparison; the debt service payment schedule; the balance sheet; the tax collection report; the recycling rebate report; and the monthly transfers. She stated that the check for Director Asbury's fee of office would need to be voided due to his absence. Ms. Guest then reported that one investment CD had matured that day and would be renewed until October 2014. She noted that the District's next debt service payments would be due on March 1, 2014, and she reported that 1.64% of the District's 2013 tax year levy had been collected. Ms. Guest then concluded by reviewing the District's latest quarterly investment report. After discussion, upon motion by Director Douthitt and second by Director Alger, the Board voted unanimously to approve the bills, invoices, transfers, and investment recommendations as presented.

Director Mink then stated that the Board would receive a report from the District's general manager and utility operator. Mr. Hunt presented the report attached as Exhibit "C", and first addressed his directives. He stated that all of the easements necessary for Phase 2 of the wall project had been finalized and sent to the residents. He stated that, so far, two easements had been returned fully executed and that he had received questions about the easements from four or five other residents. Mr. Hunt then addressed water accountability, noting that there had been a slight gain during the month of November that, he suspected, was likely attributable to the timing of meter reads. Mr. Hunt next reviewed the District's billing report and recommended the approval of two write-offs. He next reported that two customers had been cited for watering violations observed by the meter reader. He then reported that all of the approved lift station improvements were in process. He stated that the new pump and all of the other parts had been received and that the installation would be scheduled soon. Mr. Hunt next noted that the District was required to complete a five-year review of its water conservation and drought contingency plan by May 2014. He stated that he would conduct the initial review and recommend updates, and he requested that an item for this issue be included on the Board's January meeting agenda. Mr. Hunt next reported on solid waste and recycling services, noting that he had not yet received the monthly solid waste report. With respect to recycling services, Mr. Hunt stated that Round Rock Refuse had advised him that the cost of recycling was currently exceeding any rebates and that, rather than provide its customers with a zero recycling return or, worse, start charging for recycling, Round Rock Refuse was rebating customers \$1 per ton. Mr. Hunt next reported that he had posted information regarding winter-averaging on the District's website. He then concluded by reporting that he had not heard back from the customer who claimed to have been advised that her deposit would be refunded after a period of timely payments and that he had sent the customer a letter requesting further information and providing her with a copy of the District's refund policy. After discussion, upon motion by Director Alger and second by Director Douthitt, the Board voted unanimously to approve the write-offs, as recommended.

Director Mink stated that the Board would next receive a report from the District's engineer and recognized Mr. Hines. Mr. Hines directed the Board's attention to the engineering report attached as Exhibit "D". He confirmed that he had reviewed and approved the legal descriptions for all of the easements for Phase 2 of the wall project, and he stated that the project would not be advertised for bids until 100%, possibly 95%, of all of the necessary easements had been acquired. Mr. Hunt stated that he would start following up with the residents who had not yet responded later in the week.

Director Mink next recognized Mr. Bartram for a report from the District's attorney. Mr. Bartram reviewed the consultant directives, which he noted were all complete or in process.

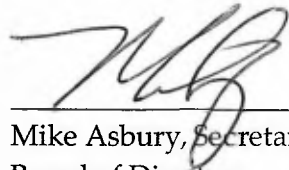
There being nothing further on Phase 2 of the wall project, Director Mink announced that the Board would next consider matters related to wholesale water and wastewater rates. Mr. Hunt reported that the City of Round Rock had rolled its wholesale rates back as promised. He stated that he did not yet have an update from the City as to when it planned to start evaluating a new model to calculate wholesale rates; however, he anticipated that it would not be until January, after the holidays. Mr. Bartram noted that, because the wholesale rates had not yet been finalized, no action on the rate order amendment was necessary. However, he pointed out to the Board that he had incorporated language charging the HOA at the lowest retail water rate tier into the pending rate order amendment as discussed at the November meeting.

At 12:29 p.m., Director Mink announced that the Board would convene in executive session in order to receive legal advice regarding the security report and related security patrol matters, as permitted by Section 551.071 of the Texas Government Code. The Board reconvened in open session at 12:51 p.m., and Director Mink confirmed that no action was taken in executive session.

Director Mink then asked if there was any further business to come before the Board. There being none, the meeting was adjourned at 12:52 p.m.

*(Signature page follows.)*

(SEAL)



---

Mike Asbury, Secretary  
Board of Directors

Date: January 13, 2014

**CERTIFICATE OF PROVISION OF NOTICE OF MEETING FOR  
VISTA OAKS MUNICIPAL UTILITY DISTRICT  
TO THE WILLIAMSON COUNTY CLERK'S OFFICE**

THE STATE OF TEXAS                    §

COUNTY OF WILLIAMSON            §

I, Christina Vargas, hereby certify that at 8:54 a.m on December 3, 2013, I provided by facsimile a copy of the attached notice of meeting (agenda) of the Board of Directors of Vista Oaks Municipal Utility District to the Williamson County Clerk's office for subsequent posting in accordance with Section 551.054 of the Texas Government Code.

I understand that the notice was provided to the County Clerk in order to comply with the Open Meetings provisions of Chapter 551 of the Government Code and that the Board of Directors of Vista Oaks Municipal Utility District will rely on this certificate in determining whether the provisions of Chapter 551 of the Government Code have been satisfied.

Witness my signature this 3 day of December, 2013.

Signature: Christina Vargas

Printed Name: Christina Vargas

Company: Armbrust & Brown, PLLC

FILED FOR RECORD

9:17 AM  
DEC 03 2013

VISTA OAKS  
MUNICIPAL UTILITY DISTRICT

December 9, 2013

Nancy E. Roster  
County Clerk, Williamson Co. TX *nm*

TO: THE BOARD OF DIRECTORS OF VISTA OAKS MUNICIPAL UTILITY DISTRICT AND ALL OTHER INTERESTED PERSONS:

Notice is hereby given that the Board of Directors of Vista Oaks Municipal Utility District will hold a meeting at 12:00 noon on Monday, December 9, 2013 at the offices of Gray Engineering, Inc., 8834 N. Capital of Texas Highway, Suite 140, Austin, Texas. The following matters will be considered and may be acted upon at the meeting:

PUBLIC SAFETY

- 1. Security report;

PUBLIC COMMENT

- 2. Citizens' communications and Board member announcements;

CONSENT ITEMS

- 3. Minutes of November 11, 2013 meeting;

REPORTS AND RELATED ACTION ITEMS

- 4. Report from District's bookkeeper, including:
  - (a) Payment of bills and invoices;
  - (b) Transfers;
  - (c) Investments, including Quarterly Investment Report;
  - (d) Delinquent tax report;
- 5. Report from District's general manager and utility operator and related matters, including:
  - (a) Utility operations and projects, including:
    - (i) Water loss, including leak detection services and meter repairs;
    - (ii) District facilities, including recommendations regarding any necessary repairs and maintenance;
    - (iii) Water conservation and drought management, including five-year Drought Contingency Plan review;
  - (b) Billing and collections, including past due accounts, write-offs, adjustments, and customer service;
  - (c) Solid waste and recycling services, including recycling rebate and participation sampling;

- (d) Website development and maintenance;
- 6. Report from District's engineer and related matters;
- 7. Report from District's attorney and related matters, including consultant directives;

**DISCUSSION/ACTION ITEMS**

- 8. Wall project – Phase 2, including status of easement acquisition;
- 9. Wholesale water and wastewater service, including:
  - (a) Joint review of City of Round Rock wholesale water and wastewater rate increases, including rate appeal; and
  - (b) Amended Order Establishing Water and Wastewater Service Rates and Tap Fees and Adopting Certain General Policies with Respect to the District's Water, Wastewater, and Drainage Systems;
- 10. Future agenda items and meeting schedule.

The Board of Directors is authorized by the Texas Open Meetings Act, Chapter 551, Texas Government Code, to convene in closed or executive session for certain purposes, including receiving legal advice from the District's attorney (Section 551.071); discussing real property matters (Section 551.072); discussing gifts and donations (Section 551.073), discussing personnel matters (Section 551.074); and discussing security personnel or devices (Section 551.076). If the Board of Directors determines to go into executive session to discuss any item on this agenda, the presiding officer will announce that an executive session will be held and will identify the item to be discussed and the provision of the Open Meetings Act that authorizes the closed or executive session.



*John W. Barton*  
Attorney for the District

\*\*\*\*\*  
The District is committed to compliance with the Americans with Disabilities Act. Reasonable accommodations and equal access to communications will be provided upon request. Please call Armbrust & Brown, PLLC at (512) 435-2300 for additional information. Hearing impaired or speech disabled persons equipped with telecommunications devices for the deaf may utilize the statewide Relay Texas program, 1-800-735-2988.

**CERTIFICATE OF POSTING FOR  
VISTA OAKS MUNICIPAL UTILITY DISTRICT  
IN-DISTRICT POSTING LOCATIONS**

THE STATE OF TEXAS                    §

COUNTY OF WILLIAMSON               §

I, Brian K. Gilbert, hereby certify that at 12:09 p.m. on Dec. 4, 2013, I posted a copy of the attached notice of meeting of the Board of Directors of Vista Oaks Municipal Utility District (formerly known as Williamson County Municipal Utility District No. 9) within the boundaries of the District at a place readily accessible and convenient to the public at the District's two designated posting locations:

1. the mail center at the Northeast corner of the intersection of Vista Hills Blvd. and FM 1431, Round Rock, Texas; and
2. the Southeast corner of the intersection of Royal Vista Blvd. and Vista Isle Blvd., Round Rock, Texas.

I understand that the notice was posted in order to comply with the Open Meetings provisions of Chapter 551 of the Government Code and that the Board of Directors of the District will rely on this certificate in determining whether the provisions of Chapter 551 of the Government Code have been satisfied.

Witness my signature this 4 day of December, 2013.

Brian K. Gilbert

Printed Name: Brian K. Gilbert

Company: Capitol Courier



**VISTA OAKS  
MUNICIPAL UTILITY DISTRICT**

**December 9, 2013**

**TO: THE BOARD OF DIRECTORS OF VISTA OAKS MUNICIPAL UTILITY DISTRICT AND ALL OTHER INTERESTED PERSONS:**

Notice is hereby given that the Board of Directors of Vista Oaks Municipal Utility District will hold a meeting at **12:00 noon on Monday, December 9, 2013 at the offices of Gray Engineering, Inc., 8834 N. Capital of Texas Highway, Suite 140, Austin, Texas.** The following matters will be considered and may be acted upon at the meeting:

**PUBLIC SAFETY**

1. Security report;

**PUBLIC COMMENT**

2. Citizens' communications and Board member announcements;

**CONSENT ITEMS**

3. Minutes of November 11, 2013 meeting;

**REPORTS AND RELATED ACTION ITEMS**

4. Report from District's bookkeeper, including:
  - (a) Payment of bills and invoices;
  - (b) Transfers;
  - (c) Investments, including Quarterly Investment Report;
  - (d) Delinquent tax report;
5. Report from District's general manager and utility operator and related matters, including:
  - (a) Utility operations and projects, including:
    - (i) Water loss, including leak detection services and meter repairs;
    - (ii) District facilities, including recommendations regarding any necessary repairs and maintenance;
    - (iii) Water conservation and drought management, including five-year Drought Contingency Plan review;
  - (b) Billing and collections, including past due accounts, write-offs, adjustments, and customer service;
  - (c) Solid waste and recycling services, including recycling rebate and participation sampling;

- (d) Website development and maintenance;
- 6. Report from District's engineer and related matters;
- 7. Report from District's attorney and related matters, including consultant directives;

**DISCUSSION/ACTION ITEMS**

- 8. Wall project – Phase 2, including status of easement acquisition;
- 9. Wholesale water and wastewater service, including:
  - (a) Joint review of City of Round Rock wholesale water and wastewater rate increases, including rate appeal; and
  - (b) Amended Order Establishing Water and Wastewater Service Rates and Tap Fees and Adopting Certain General Policies with Respect to the District's Water, Wastewater, and Drainage Systems;
- 10. Future agenda items and meeting schedule.

The Board of Directors is authorized by the Texas Open Meetings Act, Chapter 551, Texas Government Code, to convene in closed or executive session for certain purposes, including receiving legal advice from the District's attorney (Section 551.071); discussing real property matters (Section 551.072); discussing gifts and donations (Section 551.073), discussing personnel matters (Section 551.074); and discussing security personnel or devices (Section 551.076). If the Board of Directors determines to go into executive session to discuss any item on this agenda, the presiding officer will announce that an executive session will be held and will identify the item to be discussed and the provision of the Open Meetings Act that authorizes the closed or executive session.

(SEAL)

  
 \_\_\_\_\_  
 Attorney for the District

\*\*\*\*\*

The District is committed to compliance with the Americans with Disabilities Act. Reasonable accommodations and equal access to communications will be provided upon request. Please call Armbrust & Brown, PLLC at (512) 435-2300 for additional information. Hearing impaired or speech disabled persons equipped with telecommunications devices for the deaf may utilize the statewide Relay Texas program, 1-800-735-2988.

10:12 AM  
12/09/13  
Accrual Basis

Vista Oaks - GOF  
Account QuickReport  
As of December 10, 2013

Date	Num	Name	Memo	Amount	Balance
<b>11100 · Cash in Bank</b>					207,399.25
12/10/2013	2478	Crossroads Utility Services	Management & Operations	-9,641.64	197,757.61
12/10/2013	2479	Municipal Accounts and Consulting, ...	Bookkeeping Fees	-3,541.59	194,216.02
12/10/2013	2480	Round Rock Refuse, Inc.	Garbage Expense	-14,271.27	179,944.75
12/10/2013	2481	Robin Campbell	Website Maintenance - 1st Qtr 2014	-300.00	179,644.75
Total 11100 · Cash in Bank				-27,754.50	179,644.75
<b>TOTAL</b>				<b>-27,754.50</b>	<b>179,644.75</b>

EXHIBIT B

Vista Oaks - GOF  
**Cash Flow Report - Checking Account**  
As of December 9, 2013

Num	Name	Memo	Amount	Balance
BALANCE AS OF 11/12/2013				\$211,259.68
<b>Receipts</b>				
	Accounts Receivable		18,978.73	
	Accounts Receivable		2,523.64	
	Interest Earned on Checking		1.52	
	Void ck#2338 Timothy Boswell- Re-issue		165.73	
	Accounts Receivable		17,603.99	
	Weekly Wire Sweep		19,941.00	
	Weekly Wire Sweep		4,909.00	
	Weekly Wire Sweep		1,060.00	
	Weekly Wire Sweep		11,932.00	
	Wire Transfer to Checking		<u>40,000.00</u>	
<b>Total Receipts</b>				117,115.61
<b>Disbursements</b>				
2413	City of Round Rock	Purchase Water/Sewer Service	(62,026.26)	
2425	Larry A Douthitt	VOID: Fees of Office & Travel 11/11/2013	0.00	
2439	AT&T	Telephone Expense	(37.29)	
2442	Crossroads Utility Services	Management & Operations	(13,268.61)	
2443	Expergy	Water & Wastewater Rates	(1,035.00)	
2444	Municipal Accounts and Consulting, LP	Bookkeeping Fees	(1,962.69)	
2445	Municipal Risk Management Group, L.L.C	Series 2012 Refunding Analysis	(865.95)	
2446	Odessa Pumps	Lift Station Pump	(8,321.25)	
2447	Round Rock Refuse, Inc.	Garbage Expense	<u>(14,319.00)</u>	
2448	Douglas Mink	Fees of Office & Travel 12/09/13	(146.44)	
2449	Keith Young	Fees of Office & Travel 12/09/13	(157.74)	
2450	Larry A Douthitt	Fees of Office & Travel 12/09/13	(148.70)	
2451	Leslie Alger	Fees of Office & Travel 12/09/13	(157.73)	
2452	Mike Asbury	Fees of Office & Travel 12/09/13	(144.18)	
2453	Darren Richards	Customer Deposit Refund	(2.91)	
2454	DKH Homes LP	Customer Deposit Refund	(170.96)	
2455	Joan White	Customer Deposit Refund	(11.14)	
2456	Joe Dunnigan	Customer Deposit Refund	(67.98)	
2457	John Keagy	Customer Deposit Refund	(144.09)	
2458	Melanie Boze	Customer Deposit Refund	(2.34)	
2459	Mike Gould	Customer Deposit Refund	(190.61)	
2460	Nicodimos Hirut	Customer Deposit Refund	(1.75)	
2461	Patricia Smith	Customer Deposit Refund	(1.75)	
2462	Paul Roberge	Customer Deposit Refund	(174.70)	
2463	Richard E Duncan Jr	Customer Deposit Refund	(52.76)	
2464	Robert & Linda Ewan	Customer Deposit Refund	(3.91)	
2465	Sharon Collier	Customer Deposit Refund	(2.34)	
2466	Terry Thrash	Customer Deposit Refund	(204.19)	
2467	Timothy Boswell	Customer Deposit Refund Re-issue	(165.73)	
2468	Aqua-Tech Laboratories, Inc.	Lab Fees	(45.00)	
2469	Armbrust & Brown, PLLC	Legal Fees	(7,911.25)	
2470	ISS Grounds Control, Inc.	Storm Sewer Outlets	(400.00)	
2471	TCEQ	Annual Water System Permit Fees	(1,952.20)	
2472	TechRadium, Inc.	Iris Community Service	(275.00)	
2473	Williamson Central Appraisal District	Quarterly CAD Fees	(2,843.25)	
2474	AT&T	Telephone Expense	0.00	
2475	City of Round Rock	Purchase Water/Sewer Service	0.00	
2476	Pedemales Electric Corp	Utility Expense	0.00	

Vista Oaks - GOF  
**Cash Flow Report - Checking Account**  
 As of December 9, 2013

Num	Name	Memo	Amount	Balance
<b>Disbursements</b>				
2477	Gray Engineering, Inc.	Engineering Fees	(1,643.65)	
JE	First Citizens Bank	Ck 2280 cleared the bank twice in error	(4.02)	
RTNCK		Customer Return Item (1)	(231.10)	
SRVCHG	Global Pay	Credit Card Charges	(1,882.57)	
<b>Total Disbursements</b>				<u>(120,976.04)</u>
<b>BALANCE AS OF 12/9/2013</b>				<u><u>\$207,399.25</u></u>

# Cash Flow Report - Managers Account

As of December 9, 2013

Num	Name	Memo	Amount	Balance
BALANCE AS OF 11/12/2013				\$5,000.23
<b>Receipts</b>				
	Interest Earned on Checking		0.04	
<b>Total Receipts</b>				0.04
<b>Disbursements</b>				
	No Disbursements Activity		0.00	
<b>Total Disbursements</b>				0.00
BALANCE AS OF 12/9/2013				<u>\$5,000.27</u>

## Cash Flow Report - Compass Lockbox Account

As of December 9, 2013

Num	Name	Memo	Amount	Balance
<b>BALANCE AS OF 11/12/2013</b>				<b>\$5,058.81</b>
<b>Receipts</b>				
	Accounts Receivable		15,382.31	
	Accounts Receivable		3,914.34	
	Accounts Receivable		<u>15,051.92</u>	
<b>Total Receipts</b>				<b>34,348.57</b>
<b>Disbursements</b>				
SWEEP	Compass Bank	Weekly Wire Sweep	(19,941.00)	
SWEEP	Compass Bank	Weekly Wire Sweep	(4,909.00)	
SWEEP	Compass Bank	Weekly Wire Sweep	(1,060.00)	
SWEEP	Compass Bank	Weekly Wire Sweep	<u>(11,932.00)</u>	
<b>Total Disbursements</b>				<b><u>(37,842.00)</u></b>
<b>BALANCE AS OF 12/9/2013</b>				<b><u><u>\$1,565.38</u></u></b>

Vista Oaks MUD

Account Balances

As of December 9, 2013

Financial Institution (Acct Number)	Issue Date	Maturity Date	Interest Rate	Account Balance	Notes
<b>Fund: Operating</b>					
<b>Certificates of Deposit</b>					
GREEN BANK (XXXX1552)	03/13/2013	12/09/2013	0.40 %	95,000.00	
ICON BANK (XXXX4937)	05/18/2013	01/13/2014	0.32 %	95,000.00	
COMMUNITY BANK OF TX (XXXX4482)	09/11/2013	03/10/2014	0.30 %	100,000.00	
POST OAK BANK (XXXX0707)	03/29/2013	04/01/2014	0.50 %	95,000.00	
ICON BANK (XXXX9837)	06/17/2013	04/13/2014	0.36 %	95,000.00	
GREEN BANK (XXXX0292)	07/04/2013	05/30/2014	0.35 %	95,000.00	
TEXAS CAPITAL BANK (XXXX3002)	07/11/2013	07/11/2014	0.35 %	100,000.00	
COMMUNITY BANK OF TX (XXXX5186)	08/11/2013	08/12/2014	0.35 %	100,000.00	
POST OAK BANK (XXXX0160)	11/17/2013	09/13/2014	0.30 %	100,000.00	
<b>Money Market Funds</b>					
TEXPOOL (XXXX0001)	07/31/2008		0.05 %	86,669.18	
<b>Checking Account(s)</b>					
COMPASS BANK-CHECKING (XXXX7570)			0.00 %	1,565.38	Compass Lockbox
FIRST CITIZENS BANK (XXXX1787)			0.01 %	207,399.25	Checking Account
FIRST CITIZENS BANK (XXXX1795)			0.01 %	5,000.27	Managers
<b>Totals for Operating Fund:</b>				<b>\$1,175,634.08</b>	
<b>Fund: Debt Service</b>					
<b>Money Market Funds</b>					
TEXPOOL (XXXX0002)	07/31/2008		0.05 %	304,077.45	
TEXPOOL (XXXX0003)	07/31/2008		0.05 %	26,689.67	Tax
<b>Totals for Debt Service Fund:</b>				<b>\$330,767.12</b>	
<b>Grand total for Vista Oaks MUD:</b>				<b>\$1,506,401.20</b>	



## Summary of Pledged Securities

As of December 9, 2013

## Financial Institution: COMMUNITY BANK OF TX

Total CDs, MM:	\$200,000.00	Collateral Security Required: No
Less FDIC coverage:	\$250,000.00	Collateral Security Agreement On File: No
Total pledged securities:	\$0.00	Investment Policy Received: Yes
Ratio of pledged securities to investments:	N/A	

## Financial Institution: COMPASS BANK-CHECKING

Total CDs, MM, and Checking Accounts:	\$1,565.38	Collateral Security Required: No
Less FDIC coverage:	\$250,000.00	Collateral Security Agreement On File: No
Total pledged securities:	\$0.00	Investment Policy Received: Yes
Ratio of pledged securities to investments:	N/A	

## Financial Institution: FIRST CITIZENS BANK (Depository Bank)

Total CDs, MM, and Checking Accounts:	\$212,399.52	Collateral Security Required: No
Less FDIC coverage:	\$250,000.00	Collateral Security Agreement On File: Yes
Total pledged securities:	\$0.00	Investment Policy Received: Yes
Ratio of pledged securities to investments:	N/A	

## Financial Institution: GREEN BANK

Total CDs, MM:	\$190,000.00	Collateral Security Required: No
Less FDIC coverage:	\$250,000.00	Collateral Security Agreement On File: No
Total pledged securities:	\$0.00	Investment Policy Received: Yes
Ratio of pledged securities to investments:	N/A	

## Financial Institution: ICON BANK

Total CDs, MM:	\$190,000.00	Collateral Security Required: No
Less FDIC coverage:	\$250,000.00	Collateral Security Agreement On File: No
Total pledged securities:	\$0.00	Investment Policy Received: Yes
Ratio of pledged securities to investments:	N/A	

## Financial Institution: POST OAK BANK

Total CDs, MM:	\$195,000.00	Collateral Security Required: No
Less FDIC coverage:	\$250,000.00	Collateral Security Agreement On File: No
Total pledged securities:	\$0.00	Investment Policy Received: Yes
Ratio of pledged securities to investments:	N/A	

## Financial Institution: TEXAS CAPITAL BANK

Total CDs, MM:	\$100,000.00	Collateral Security Required: No
Less FDIC coverage:	\$250,000.00	Collateral Security Agreement On File: No
Total pledged securities:	\$0.00	Investment Policy Received: Yes
Ratio of pledged securities to investments:	N/A	

## Financial Institution: TEXPOOL

Total CDs, MM:	\$417,436.30	Collateral Security Required: No
Less FDIC coverage:	\$0.00	Collateral Security Agreement On File: No
Total pledged securities:	\$0.00	Investment Policy Received: Yes
Ratio of pledged securities to investments:	N/A	

Vista Oaks - GOF  
Actual vs Budget  
October 2013

	<u>Oct 13</u>	<u>Budget</u>	<u>\$ Over Budget</u>	<u>Oct 13</u>	<u>YTD Budget</u>	<u>\$ Over Budget</u>	<u>Annual Budget</u>
<b>Ordinary Income/Expense</b>							
<b>Income</b>							
14100 · Service							
14110 · Water - Customer Service Revenue	29,142	28,928	214	29,142	28,928	214	390,000
14140 · Connection Fees	20	42	(22)	20	42	(22)	500
14210 · Sewer - Customer Service Fee	25,086	23,644	1,442	25,086	23,644	1,442	316,100
14310 · Penalties & Interest	953	1,382	(429)	953	1,382	(429)	11,000
14410 · Mayfield Ranch Pass Thru	2,010	2,010	0	2,010	2,010	0	24,120
14420 · WC Park Pass-Through WW O&M	2,340	2,340	0	2,340	2,340	0	2,340
14430 · Basic Services	25,734	26,203	(469)	25,734	26,203	(469)	306,000
<b>Total 14100 · Service</b>	<b>85,285</b>	<b>84,549</b>	<b>737</b>	<b>85,285</b>	<b>84,549</b>	<b>737</b>	<b>1,050,060</b>
14300 · Property Taxes							
14320 · Property Tax	10,189	3,441	6,748	10,189	3,441	6,748	576,634
14325 · Property Tax Penalty	106	68	38	106	68	38	1,000
<b>Total 14300 · Property Taxes</b>	<b>10,295</b>	<b>3,509</b>	<b>6,786</b>	<b>10,295</b>	<b>3,509</b>	<b>6,786</b>	<b>577,634</b>
14400 · Miscellaneous							
14360 · Recycling Rebate	25	21	4	25	21	4	250
14370 · Interest Earned on Temp. Invest	236	225	11	236	225	11	2,700
14390 · Interest Earned on Checking	2	0	2	2	0	2	0
<b>Total 14400 · Miscellaneous</b>	<b>262</b>	<b>246</b>	<b>16</b>	<b>262</b>	<b>246</b>	<b>16</b>	<b>2,950</b>
<b>Total Income</b>	<b>95,842</b>	<b>88,304</b>	<b>7,539</b>	<b>95,842</b>	<b>88,304</b>	<b>7,539</b>	<b>1,630,644</b>
<b>Expense</b>							
16100 · Wholesale Services							
16125 · Purchase Water	24,161	25,229	(1,068)	24,161	25,229	(1,068)	313,650
16220 · Purchase Sewer Service	27,115	27,176	(61)	27,115	27,176	(61)	335,720
16410 · Garbage Expense	14,319	14,692	(373)	14,319	14,692	(373)	176,300
16415 · Basic Service Expense	10,750	9,850	900	10,750	9,850	900	118,200
<b>Total 16100 · Wholesale Services</b>	<b>76,345</b>	<b>76,947</b>	<b>(601)</b>	<b>76,345</b>	<b>76,947</b>	<b>(601)</b>	<b>943,870</b>
16200 · District Facilities							
15410 · Management & Operations	7,919	8,525	(606)	7,919	8,525	(606)	102,300
16130 · Maintenance & Repairs - Water	5,044	2,750	2,294	5,044	2,750	2,294	33,000
16131 · Water Loss Prevention	0	417	(417)	0	417	(417)	5,000
16150 · Laboratory Expense	45	79	(34)	45	79	(34)	950
16160 · Utilities	635	750	(115)	635	750	(115)	9,000
16170 · Night Watchman Lights	1,552	1,583	(32)	1,552	1,583	(32)	19,000
16175 · Streetlight Maintenance	0	208	(208)	0	208	(208)	2,500
16201 · Storm System Expense (MS4)	0	833	(833)	0	833	(833)	10,000
16205 · Drainage Maintenance	3,940	2,667	1,273	3,940	2,667	1,273	32,000
16230 · Maintenance & Repairs - Sewer	106	1,250	(1,144)	106	1,250	(1,144)	15,000
16232 · Maintenance & Repairs - LS	11,095	1,583	9,512	11,095	1,583	9,512	19,000
16233 · Lift Station Improvements	0	2,500	(2,500)	0	2,500	(2,500)	30,000



	<u>Oct 13</u>	<u>Budget</u>	<u>\$ Over Budget</u>	<u>Oct 13</u>	<u>YTD Budget</u>	<u>\$ Over Budget</u>	<u>Annual Budget</u>
Total Other Income	0	0	0	0	0	0	424,926
Net Other Income	0	0	0	0	0	0	424,926
Net Income	<u>(36,957)</u>	<u>(106,518)</u>	<u>69,561</u>	<u>(36,957)</u>	<u>(106,518)</u>	<u>69,561</u>	<u>0</u>

Vista Oaks MUD

**District Debt Service Payments**

08/01/2013 - 09/30/2014

<u>Paying Agent</u>	<u>Series</u>	<u>Date Due</u>	<u>Date Paid</u>	<u>Principal</u>	<u>Interest</u>	<u>Total Due</u>
<b>Debt Service Payment Due 09/01/2013</b>						
Wells Fargo Bank, NA	2010R	09/01/2013	08/30/2013	300,000.00	69,161.00	369,161.00
Bank of Texas	2012R	09/01/2013	08/30/2013	630,000.00	26,444.25	656,444.25
		<b>Total Due 09/01/2013</b>		<b>930,000.00</b>	<b>95,605.25</b>	<b>1,025,605.25</b>
<b>Debt Service Payment Due 03/01/2014</b>						
Wells Fargo Bank, NA	2010R	03/01/2014		0.00	63,341.00	63,341.00
Bank of Texas	2012R	03/01/2014		0.00	19,923.75	19,923.75
		<b>Total Due 03/01/2014</b>		<b>0.00</b>	<b>83,264.75</b>	<b>83,264.75</b>
<b>Debt Service Payment Due 09/01/2014</b>						
Wells Fargo Bank, NA	2010R	09/01/2014		285,000.00	63,341.00	348,341.00
Bank of Texas	2012R	09/01/2014		295,000.00	19,923.75	314,923.75
		<b>Total Due 09/01/2014</b>		<b>580,000.00</b>	<b>83,264.75</b>	<b>663,264.75</b>
		<b>District Total</b>		<b>\$1,510,000.00</b>	<b>\$262,134.75</b>	<b>\$1,772,134.75</b>

**Vista Oaks - GOF**  
**Balance Sheet**  
As of October 31, 2013

	<b>Oct 31, 13</b>
<b>ASSETS</b>	
<b>Current Assets</b>	
<b>Checking/Savings</b>	
11100 · Cash in Bank	249,777.87
11110 · Managers	5,000.27
11115 · Compass Lockbox	24,355.46
<b>Total Checking/Savings</b>	279,133.60
<b>Other Current Assets</b>	
11300 · Time Deposits	990,082.76
11500 · Accounts Receivable	87,936.45
11510 · Allowance For Doubtful Accounts	(1,200.00)
11520 · Maintenance Tax Receivable	584,581.30
11567 · A/R - Mayfield	2,010.00
11580 · Accrued Interest	1,285.25
11730 · Due From DSF	10,294.68
11820 · Due From Bank	4.02
<b>Total Other Current Assets</b>	1,674,994.46
<b>Total Current Assets</b>	1,954,128.06
<b>TOTAL ASSETS</b>	<b>1,954,128.06</b>
<b>LIABILITIES &amp; EQUITY</b>	
<b>Liabilities</b>	
<b>Current Liabilities</b>	
<b>Accounts Payable</b>	
12000 · Accounts Payable	128,099.13
<b>Total Accounts Payable</b>	128,099.13
<b>Other Current Liabilities</b>	
12100 · Payroll Liabilities	160.64
12610 · Customer Meter Deposits	135,500.00
12750 · Due To DSF	414.25
12760 · Due to TCEQ	4,232.82
12770 · Unclaimed Property	869.08
12790 · Deferred Inflows – Property Tax	584,581.30
<b>Total Other Current Liabilities</b>	725,758.09
<b>Total Current Liabilities</b>	853,857.22
<b>Total Liabilities</b>	853,857.22
<b>Equity</b>	
13010 · Unassigned Fund Balance	867,285.00
13020 · Assigned Fund Balance	269,943.00
Net Income	(36,957.16)
<b>Total Equity</b>	1,100,270.84
<b>TOTAL LIABILITIES &amp; EQUITY</b>	<b>1,954,128.06</b>

Vista Oaks - GOF  
**Recycle Rebate Revenue**  
 All Transactions

Date	Memo	Amount	Balance
<b>14400 · Miscellaneous</b>			
<b>14360 · Recycling Rebate</b>			
10/31/2011	09/11 Recycling Rebate	343.40	343.40
11/16/2011	10/11 Recycling Rebate	359.98	703.38
12/14/2011	11/11 Recycling Rebate	164.34	867.72
12/31/2011	12/11 Recycling Rebate	0.00	867.72
2/16/2012	01/12 Recycling Rebate	99.59	967.31
4/12/2012	02/12 Recycling Rebate	193.16	1,160.47
5/15/2012	03/12 Recycling Rebate	513.28	1,673.75
5/23/2012	04/12 Recycling Rebate	271.39	1,945.14
6/22/2012	05/12 Recycling Rebate	160.12	2,105.26
7/23/2012	06/12 Recycling Rebate	52.90	2,158.16
2/15/2013	01/13 Recycling Rebate	38.35	2,196.51
3/31/2013	02/13 Recycling Rebate	57.87	2,254.38
4/30/2013	03/13 Recycling Rebate	56.38	2,310.76
5/31/2013	04/13 Recycling Rebate	52.22	2,362.98
6/30/2013	05/13 Recycling Rebate	14.51	2,377.49
7/31/2013	06/13 Recycling Rebate	31.88	2,409.37
8/31/2013	07/13 Recycling Rebate	36.83	2,446.20
9/30/2013	08/13 Recycling Rebate	25.15	2,471.35
10/31/2013	09/13 Recycling Rebate	24.63	2,495.98
Total 14360 · Recycling Rebate		2,495.98	2,495.98
Total 14400 · Miscellaneous		2,495.98	2,495.98
<b>TOTAL</b>		<b>2,495.98</b>	<b>2,495.98</b>

VISTA OAKS MUD  
 TAX ANALYSIS FISCAL YEAR END 09/30/14

PERCENTAGE	TAX YEARS 2013			TAX YEARS 2012			GRAND DEBT SERV	TOTAL MAINT	TOTAL
	DS 60%	MT 40%	TOTAL 2013	DS 59%	MT 41%	TOTAL 2012			
PRIOR YEAR TAX LEVY	0.00 892,816.54	0.00 588,447.26	0.00 1,481,263.80	3,954.99 0.00	2,696.59 0.00	6,651.58 0.00	PRIOR YEAR TAX LEVY 17,869.24 892,816.54	6,322.55 588,447.26	24,191.79 1,481,263.80
COLLECTIONS:							COLLECTIONS:		
OCT 13 TAXES	14,651.90	9,656.93	24,308.83	779.65	531.58	1,311.23	OCT 13 TAXES 15,431.55	10,188.51	25,620.06
OCT 13 PENALTY	0.00	0.00	0.00	155.93	106.32	262.25	OCT 13 PENALTY 155.93	106.32	262.25
NOV 13 TAXES	0.00	0.00	0.00	0.00	0.00	0.00	NOV 13 TAXES 0.00	0.00	0.00
NOV 13 PENALTY	0.00	0.00	0.00	0.00	0.00	0.00	NOV 13 PENALTY 0.00	0.00	0.00
DEC 13 TAXES	0.00	0.00	0.00	0.00	0.00	0.00	DEC 13 TAXES 0.00	0.00	0.00
DEC 13 PENALTY	0.00	0.00	0.00	0.00	0.00	0.00	DEC 13 PENALTY 0.00	0.00	0.00
JAN 14 TAXES	0.00	0.00	0.00	0.00	0.00	0.00	JAN 14 TAXES 0.00	0.00	0.00
JAN 14 PENALTY	0.00	0.00	0.00	0.00	0.00	0.00	JAN 14 PENALTY 0.00	0.00	0.00
FEB 14 TAXES	0.00	0.00	0.00	0.00	0.00	0.00	FEB 14 TAXES 0.00	0.00	0.00
FEB 14 PENALTY	0.00	0.00	0.00	0.00	0.00	0.00	FEB 14 PENALTY 0.00	0.00	0.00
MAR 14 TAXES	0.00	0.00	0.00	0.00	0.00	0.00	MAR 14 TAXES 0.00	0.00	0.00
MAR 14 PENALTY	0.00	0.00	0.00	0.00	0.00	0.00	MAR 14 PENALTY 0.00	0.00	0.00
APR 14 TAXES	0.00	0.00	0.00	0.00	0.00	0.00	APR 14 TAXES 0.00	0.00	0.00
APR 14 PENALTY	0.00	0.00	0.00	0.00	0.00	0.00	APR 14 PENALTY 0.00	0.00	0.00
MAY 14 TAXES	0.00	0.00	0.00	0.00	0.00	0.00	MAY 14 TAXES 0.00	0.00	0.00
MAY 14 PENALTY	0.00	0.00	0.00	0.00	0.00	0.00	MAY 14 PENALTY 0.00	0.00	0.00
JUNE 14 TAXES	0.00	0.00	0.00	0.00	0.00	0.00	JUNE 14 TAXES 0.00	0.00	0.00
JUNE 14 PENALTY	0.00	0.00	0.00	0.00	0.00	0.00	JUNE 14 PENALTY 0.00	0.00	0.00
JULY 14 TAXES	0.00	0.00	0.00	0.00	0.00	0.00	JULY 14 TAXES 0.00	0.00	0.00
JULY 14 PENALTY	0.00	0.00	0.00	0.00	0.00	0.00	JULY 14 PENALTY 0.00	0.00	0.00
AUG 14 TAXES	0.00	0.00	0.00	0.00	0.00	0.00	AUG 14 TAXES 0.00	0.00	0.00
AUG 14 PENALTY	0.00	0.00	0.00	0.00	0.00	0.00	AUG 14 PENALTY 0.00	0.00	0.00
SEPT 14 TAXES	0.00	0.00	0.00	0.00	0.00	0.00	SEPT 14 TAXES 0.00	0.00	0.00
SEPT 14 PENALTY	0.00	0.00	0.00	0.00	0.00	0.00	SEPT 14 PENALTY 0.00	0.00	0.00
TOTALS	14,651.90	9,656.93	24,308.83	935.58	637.90	1,573.48	TOTALS 15,587.48	10,294.83	25,882.31
TAXES	14,651.90	9,656.93	24,308.83	779.65	531.58	1,311.23	TAXES 15,431.55	10,188.51	25,620.06
PENALTY	0.00	0.00	0.00	155.93	106.32	262.25	PENALTY 155.93	106.32	262.25
TOTALS	14,651.90	9,656.93	24,308.83	935.58	637.90	1,573.48	TOTALS 15,587.48	10,294.83	25,882.31
ADJUSTMENTS	0.00	0.00		0.00	0.00		ADJUSTMENT 0.00	0.00	0.00
TAX REC @ 10/31/13	878,164.64	578,790.33	1,456,954.97	3,175.34	2,165.01	5,340.35	TAX REC @ 10/31/13 895,254.23	584,581.30	TOTAL TAX DUE 1,479,835.53
TAX RATES	0.4400	0.2900	0.7300	0.4400	0.3000	0.7400			





**MUNICIPAL ACCOUNTS  
& CONSULTING, L.P.**

December 9, 2013

Texpool  
Attn: Diane Parker  
600 Travis St, Ste 7200  
Houston, TX 77002

RE: Vista Oaks MUD

Dear Diane,

Please consider this letter as written authorization by the Vista Oaks MUD to transfer the following funds:

**\$40,000.00** From Texpool Operating Account # to:

FIRST CITIZEN'S BANK

ABA NO:

VISTA OAKS MUD

ACCOUNT#

ATTN: WIRE DEPT.

If you should have any questions, please contact Autumn Phillips at (512) 782-2401.

Sincerely,

Vista Oaks MUD

---

---

---

TRANSFER FROM TEXPOOL GOF ACCOUNT TO FIRST CITIZEN'S OPERATING ACCOUNT



**MUNICIPAL ACCOUNTS  
& CONSULTING, L.P.**

December 9, 2013

Texpool  
Attn: Diane Parker  
600 Travis St, Ste 7200  
Houston, TX 77002  
Fax (866) 839-3291

RE: Vista Oaks MUD

Dear Diane,

Please consider this letter as written authorization by Vista Oaks MUD to transfer the following funds:

Transfer 12,000.81 from Pool 449, Account  
To Account

If you should have any questions, please contact Autumn Phillips at (512) 782-2401.

Sincerely,

Vista Oaks MUD

---

---

---

TRANSFER FROM TAX TEXPOOL ACCOUNT TO GOF TEXPOOL ACCOUNT



**MUNICIPAL ACCOUNTS  
& CONSULTING, L.P.**

December 9, 2013

Texpool  
Attn: Diane Parker  
600 Travis St, Ste 7200  
Houston, TX 77002  
Fax (866) 839-3291

RE: Vista Oaks MUD

Dear Diane,

Please consider this letter as written authorization by Vista Oaks MUD to transfer the following funds:

Transfer \$13,881.66 from Pool 449, Account  
To Account

If you should have any questions, please contact Autumn Phillips at (512) 782-2401.

Sincerely,

Vista Oaks MUD

-----  
-----  
-----

TRANSFER FROM TAX TEXPOOL ACCOUNT TO DSF TEXPOOL ACCOUNT



MUNICIPAL ACCOUNTS  
& CONSULTING, L.P.

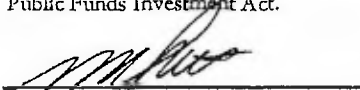
Vista Oaks Municipal  
Utility District  
Quarterly Investment Inventory Report  
Period Ending September 30, 2013


BOARD OF DIRECTORS

Vista Oaks Municipal  
Utility District

Attached is the Quarterly Investment Inventory Report for the  
Period ending September 30, 2013.

This report and the District's investment portfolio are in compliance with the  
investment strategies expressed in the District's investment policy, and the  
Public Funds Investment Act.

  
Mark M. Burton  
(Investment Officer)

  
Autumn Phillips  
(Investment Officer)

COMPLIANCE TRAINING

"HB 675 states the Investment Officer must attend at least one training seminar for (6) six hours  
Within twelve months of taking office and requires at least (4) four hours training within each (2)  
two year period thereafter.

INVESTMENT OFFICERS

Mark M. Burton

Autumn Phillips

CURRENT TRAINING

September 14, 2002 (McCall, Gibson 6 Hours)  
September 13, 2003 (McCall, Gibson 4 Hours)  
October 1, 2005 (McCall, Gibson 4 Hours)  
October 26, 2007 (UNT 10 Hours)  
October 26, 2009 (Texpool Academy 10 Hours)  
November 5, 2011 (Texpool Academy 10 Hours)

September 14, 2003 (McCall, Gibson 6 Hours)  
October 25, 2008 (Virtual Learning Center 10 Hours)  
November 8, 2010 (Texpool Academy 10Hours)  
January 2, 2013 (Texpool Academy, 10 Hours)

Vista Oaks MUD  
**Summary of Money Market Funds**  
 07/01/2013 - 09/30/2013

Fund: Operating

Financial Institution: ~~TEKFOOL~~

Account Number: XXXX0001 Date Opened: 07/31/2008 Current Interest Rate: 0.04%

Date	Description	Begin Balance	Cash Added	Cash Withdrawn	Int. Earned	End Balance
07/01/2013		207,345.65				
07/08/2013	M&O TAX TRANSFER		3,584.25			
07/08/2013	M&O TAX TRANSFER-05/13 INT				0.48	
07/08/2013	TO CHECKING			(75,000.00)		
07/31/2013						7.08
08/12/2013	M&O TAX TRANSFER		3,176.16			
08/12/2013	M&O TAX TRANSFER- 06/13 INT				0.31	
08/12/2013	TO CHECKING			(30,000.00)		
08/13/2013	VBT CD# XXXX4476 INTEREST		148.82			
08/31/2013						4.45
09/09/2013	M&O TAX TRANSFER		5,778.71			
09/09/2013	M&O TAX TRANSFER-07/13 INT				0.25	
09/09/2013	TO CHECKING			(40,000.00)		
09/12/2013	CBOT CD# XXXX4482 INTEREST		173.51			
09/30/2013						2.82
<b>Totals for Account XXXX0001:</b>		<b>\$207,345.65</b>	<b>\$12,861.45</b>	<b>(\$145,000.00)</b>	<b>\$15.39</b>	<b>\$75,222.49</b>
<b>Totals for Operating Fund:</b>		<b>\$207,345.65</b>	<b>\$12,861.45</b>	<b>(\$145,000.00)</b>	<b>\$15.39</b>	<b>\$75,222.49</b>

-19-

Methods Used For Reporting Market Values

Certificates of Deposits: Face Value Plus Accrued Interest  
 Securities/Direct Government Obligations: Market Value Quoted by the Seller of the Security and Confirmed in Writing  
 Public Fund Investment Pool/M&M Accounts: Balance = Book Value = Current Market

Vista Oaks MUD  
**Summary of Money Market Funds**  
 07/01/2013 - 09/30/2013

Fund: Debt Service

Financial Institution: TEXPOOL

Account Number: XXXX0002 Date Opened: 07/31/2008 Current Interest Rate: 0.04%

Date	Description	Begin Balance	Cash Added	Cash Withdrawn	Int. Earned	End Balance
07/01/2013		100,256.97				
07/08/2013	DSF TAX TRANSFER		5,257.62			
07/31/2013					4.69	
08/12/2013	DSF TAX TRANSFER		4,658.80			
08/12/2013	WT FROM GB CD# XXXX0189		240,000.00			
08/12/2013	BOH CD# XXXX1143 INTEREST		354.58			
08/12/2013	WT FROM BOH CD# XXXX1143		240,000.00			
08/12/2013	VBT CD# XXXX4453 INTEREST		357.18			
08/12/2013	WT FROM VBT CD# XXXX4453		240,000.00			
08/12/2013	WT FROM BORO CD# XXXX8185		240,000.00			
08/13/2013	BORO CD# XXXX8185		355.07			
08/20/2013	WT FROM TCB CD# XXXX0002		240,000.00			
08/30/2013	BOND PAYMENT WFB			(369,161.00)		
08/30/2013	BOND PAYMENT BOKF			(656,444.25)		
08/30/2013	PAF BOKF SERIES 2012			(150.00)		
08/31/2013					25.57	
09/09/2013	DSF TAX TRANSFER		4,059.49			
09/30/2013					9.36	
<b>Totals for Account XXXX0002:</b>		<b>\$100,256.97</b>	<b>\$1,215,042.74</b>	<b>(\$1,025,755.25)</b>	<b>\$39.62</b>	<b>\$289,584.08</b>

Account Number: XXXX0003 Date Opened: 07/31/2008 Current Interest Rate: 0.04%

Date	Description	Begin Balance	Cash Added	Cash Withdrawn	Int. Earned	End Balance
07/01/2013		16,677.62				
07/08/2013	TAX COLLECTION TRANSFER-GOF			(3,584.73)		
07/08/2013	TAX COLLECTION TRANSFER-DSF			(5,257.62)		
07/31/2013	07/13 TAX COLLECTIONS		6,875.82			
07/31/2013					0.37	
07/31/2013	07/13 GOF TAX INT		0.25			

**Methods Used For Reporting Market Values**

- Certificates of Deposits: Face Value Plus Accrued Interest
- Municipalities/Direct Government Obligations: Market Value Quoted by the Seller of the Security and Confirmed in Writing
- Public Fund Investment Pool/AM Accounts: Balance = Book Value = Current Market

Vista Oaks MUD  
**Summary of Money Market Funds**  
 07/01/2013 - 09/30/2013

Fund: Debt Service

Financial Institution: **TEXPOOL**

Account Number: **XXXX0003** Date Opened: **07/31/2008** Current Interest Rate: **0.04%**

Date	Description	Begin Balance	Cash Added	Cash Withdrawn	Int. Earned	End Balance
07/31/2013	07/13 TAX COLLECTIONS-DIT		2,962.01			
08/12/2013	TAX COLLECTION TRANSFER-GOF			(3,176.47)		
08/12/2013	TAX COLLECTION TRANSFER-DSF			(4,658.80)		
08/30/2013	08/13 TAX COLLECTIONS		40.13			
08/31/2013					0.27	
08/31/2013	08/13 GOF TAX INT		0.18			
09/09/2013	TAX COLLECTION TRANSFER-GOF			(5,778.96)		
09/09/2013	TAX COLLECTION TRANSFER-DSF			(4,059.49)		
09/30/2013					0.05	
09/30/2013	09/13 GOF TAX INT		0.04			
<b>Totals for Account XXXX0003:</b>		<b>\$16,677.62</b>	<b>\$9,878.43</b>	<b>(\$26,516.07)</b>	<b>\$0.69</b>	<b>\$40.67</b>
<b>Totals for Debt Service Fund:</b>		<b>\$116,934.59</b>	<b>\$1,224,921.17</b>	<b>(\$1,052,271.32)</b>	<b>\$40.31</b>	<b>\$289,624.75</b>

-21-

Methods Used For Reporting Market Values

Certificates of Deposits: Face Value Plus Accrued Interest  
 Securities/Direct Government Obligations: Market Value Quoted by the Seller of the Security and Confirmed in Writing  
 Public Fund Investment Pool/Mutual Accounts: Balance = Book Value = Current Market

Vista Oaks MUD

Summary of Certificates of Deposit with Money Market

07/01/2013 - 09/30/2013

Financial Institution	Investment Number	Issue Date	Maturity Date	Beginning Balance	Principal From Cash	Principal From Investment	Principal Withdrawn	Principal Reinvested	Ending Balance	Interest Rate	Beg. Acc. Interest	Interest Earned	Interest Reinvested	Interest Withdrawn	Accrued Interest
Fund: Operating															
Certificates of Deposit															
COMMUNITY BANK OF TX	XXXX4482	02/12/13	09/11/13	100,000.00	0.00	0.00	0.00	100,000.00	0.00	0.30%	113.42	173.51	0.00	173.51	0.00
	WT FROM TXPL XXXX0001														
COMMUNITY BANK OF TX	XXXX4482	09/11/13	03/10/14	0.00	0.00	100,000.00	0.00	0.00	100,000.00	0.30%	0.00	0.00	0.00	0.00	15.62
COMMUNITY BANK OF TX	XXXX4476	02/12/13	08/11/13	100,000.00	0.00	0.00	0.00	100,000.00	0.00	0.30%	113.42	148.82	0.00	148.82	0.00
	WT FROM TXPL XXXX0001														
COMMUNITY BANK OF TX	XXXX5186	08/11/13	08/12/14	0.00	0.00	100,000.00	0.00	0.00	100,000.00	0.35%	0.00	0.00	0.00	0.00	47.95
GREEN BANK	XXXX1552	03/13/13	12/09/13	95,000.00	0.00	0.00	0.00	0.00	95,000.00	0.40%	113.48	0.00	0.00	0.00	209.26
GREEN BANK	XXXX0292	07/04/13	05/30/14	0.00	0.00	95,000.00	0.00	0.00	95,000.00	0.35%	0.00	0.00	0.00	0.00	80.16
	Rollover FROM CD XXXX2900														
ICON BANK	XXXX9837	06/17/13	04/13/14	95,000.00	0.00	0.00	0.00	0.00	95,000.00	0.36%	12.18	0.00	0.00	0.00	98.38
ICON BANK	XXXX4937	05/18/13	01/13/14	95,000.00	0.00	0.00	0.00	0.00	95,000.00	0.32%	35.81	0.00	0.00	0.00	112.44
POST OAK BANK	XXXX0160	02/20/13	11/17/13	100,000.00	0.00	0.00	0.00	0.00	100,000.00	0.30%	106.85	0.00	0.00	0.00	182.47
	WT FROM TEXPOOL XXXX0001														
POST OAK BANK	XXXX0707	03/29/13	04/01/14	95,000.00	0.00	0.00	0.00	0.00	95,000.00	0.50%	121.03	0.00	0.00	0.00	240.75
	Rollover FROM CD XXXX1464														
TEXAS CAPITAL BANK	XXXX3002	02/12/13	07/11/13	100,000.00	0.00	0.00	0.00	100,000.00	0.00	0.25%	94.52	102.10	0.00	102.10	0.00
	WT FROM TXPL XXXX0001														
TEXAS CAPITAL BANK	XXXX3002	07/11/13	07/11/14	0.00	0.00	100,000.00	0.00	0.00	100,000.00	0.35%	0.00	0.00	0.00	0.00	77.67
TEXAS COMMUNITY BANK	XXXX2900	02/04/13	07/04/13	95,000.00	0.00	0.00	0.00	95,000.00	0.00	0.35%	133.00	136.64	0.00	136.64	0.00
TEXAS COMMUNITY BANK	XXXX0206	02/12/13	10/11/13	100,000.00	0.00	0.00	0.00	0.00	100,000.00	0.35%	132.33	0.00	0.00	0.00	220.55

Methods Used For Reporting Market Values

Certificates of Deposits:	Face Value Plus Accrued Interest
Securities/Direct Government Obligations:	Market Value Quoted by the Seller of the Security and Confirmed in Writing
Mutual Fund Investment Pool/MM Accounts:	Balance = Book Value = Current Market



Vista Oaks MUD  
**Summary of Certificates of Deposit with Money Market**  
 07/01/2013 - 09/30/2013

Financial Institution	Investment Number	Issue Date	Maturity Date	Beginning Balance	Principal From Cash	Principal From Investment	Principal Withdrawn	Principal Reinvested	Ending Balance	Interest Rate	Beg. Acc. Interest	Interest Earned	Interest Reinvested	Interest Withdrawn	Accrued Interest
Fund: Operating															
Certificates of Deposit															
WT FROM TXPL XXXX0001/CLOSED TO TXPL XXXX0001															
<b>Totals for Operating Fund:</b>				975,000.00	0.00	395,000.00	0.00	395,000.00	975,000.00	N/A	976.04	561.07	0.00	561.07	\$1,285.25
<b>Beginning Balance:</b>		\$975,000.00				<b>Interest Earned:</b>		\$561.07							
<b>Plus Principal From Cash:</b>		\$0.00				<b>Less Beg Accrued Interest:</b>		\$976.04							
<b>Less Principal Withdrawn:</b>		\$0.00				<b>Plus End Accrued Interest:</b>		\$1,285.25							
<b>Plus Interest Reinvested:</b>		\$0.00				<b>Fixed Interest Earned:</b>		\$870.28							
<b>Fixed Balance:</b>		\$975,000.00				<b>MM Interest Earned:</b>		\$15.39							
<b>MM Balance:</b>		\$75,222.49				<b>Total Interest Earned:</b>		\$885.67							
<b>Total Balance:</b>		\$1,050,222.49													

-23-

**Methods Used For Reporting Market Values**

Certificates of Deposits:	Face Value Plus Accrued Interest
Securities/Direct Government Obligations:	Market Value Quoted by the Seller of the Security and Confirmed in Writing
Public Fund Investment Pool/MM Accounts:	Balance = Book Value = Current Market

Vista Oaks MUD

Summary of Certificates of Deposit with Money Market

07/01/2013 - 09/30/2013

Financial Institution	Investment Number	Issue Date	Maturity Date	Beginning Balance	Principal From Cash	Principal From Investment	Principal Withdrawn	Principal Reinvested	Ending Balance	Interest Rate	Beg. Acc. Interest	Interest Earned	Interest Reinvested	Interest Withdrawn	Accrued Interest
Fund: Capital Projects															
Totals for Capital Projects Fund:				0.00	0.00	0.00	0.00	0.00	0.00	N/A	0.00	0.00	0.00	0.00	\$0.00
Beginning Balance:		\$0.00						Interest Earned:		\$0.00					
Plus Principal From Cash:		\$0.00						Less Beg Accrued Interest:		\$0.00					
Less Principal Withdrawn:		\$0.00						Plus End Accrued Interest:		\$0.00					
Plus Interest Reinvested:		\$0.00						Fixed Interest Earned:		\$0.00					
Fixed Balance:		\$0.00						MM Interest Earned:		\$0.00					
MM Balance:		\$0.00						Total Interest Earned:		\$0.00					
Total Balance:		\$0.00													

Methods Used For Reporting Market Values

Certificates of Deposits:	Face Value Plus Accrued Interest
Securities/Direct Government Obligations:	Market Value Quoted by the Seller of the Security and Confirmed in Writing
Public Fund Investment Pool/ADM Accounts:	Balance = Book Value = Current Market

Vista Oaks MUD  
**Summary of Certificates of Deposit with Money Market**  
 07/01/2013 - 09/30/2013

Financial Institution	Investment Number	Issue Date	Maturity Date	Beginning Balance	Principal From Cash	Principal From Investment	Principal Withdrawn	Principal Reinvested	Ending Balance	Interest Rate	Beg. Acc. Interest	Interest Earned	Interest Reinvested	Interest Withdrawn	Accrued Interest
<b>Fund: Debt Service</b>															
<b>Certificates of Deposit</b>															
BANK OF HOUSTON - DEBT	XXXX1143	02/12/13	08/11/13	240,000.00	0.00	0.00	240,000.00	0.00	0.00	0.30%	272.22	354.58	0.00	354.58	0.00
	WT FROM TXPL XXXX0002/CLOSED TO TXPL XXXX0002														
COMMUNITY BANK OF TX-DEBT	XXXX4453	02/12/13	08/11/13	240,000.00	0.00	0.00	240,000.00	0.00	0.00	0.30%	272.22	357.18	0.00	357.18	0.00
	WT FROM TXPL XXXX0002/CLOSED TO TXPL XXXX0002														
GREEN BANK - DEBT	XXXX0189	02/12/13	08/11/13	240,000.00	0.00	0.00	240,000.00	0.00	0.00	0.35%	317.59	414.25	0.00	414.25	0.00
	WT FROM TXPL XXXX0002/CLOSED TO TXPL XXXX0002														
TEXAS CAPITAL BANK-DEBT	XXXX3045	05/14/13	08/20/13	240,000.00	0.00	0.00	240,000.00	0.00	0.00	0.25%	77.26	161.14	0.00	161.14	0.00
	WT FROM TXPL XXXX0002/CLOSED TO TXPL XXXX0002														
THE BANK OF RIVER OAKS-DE	XXXX8185	02/12/13	08/11/13	240,000.00	0.00	0.00	240,000.00	0.00	0.00	0.30%	272.22	355.07	0.00	355.07	0.00
	WT FROM TXPL XXXX0002/CLOSED TO TXPL XXXX0002														
<b>Totals for Debt Service Fund:</b>				1,200,000.00	0.00	0.00	1,200,000.00	0.00	0.00	N/A	1,211.51	1,642.22	0.00	1,642.22	\$0.00
<b>Beginning Balance:</b>		\$1,200,000.00				<b>Interest Earned:</b>		\$1,642.22							
<b>Plus Principal From Cash:</b>		\$0.00				<b>Less Beg Accrued Interest:</b>		\$1,211.51							
<b>Less Principal Withdrawn:</b>		\$1,200,000.00				<b>Plus End Accrued Interest:</b>		\$0.00							
<b>Plus Interest Reinvested:</b>		\$0.00				<b>Fixed Interest Earned:</b>		\$430.71							
<b>Fixed Balance:</b>		\$0.00				<b>MM Interest Earned:</b>		\$40.31							
<b>MM Balance:</b>		\$289,624.75				<b>Total Interest Earned:</b>		\$471.02							
<b>Total Balance:</b>		\$289,624.75													
<b>Totals for District:</b>				2,175,000.00	0.00	395,000.00	1,200,000.00	395,000.00	975,000.00	N/A	2,187.55	2,203.29	0.00	2,203.29	\$1,285.25

-25-

**Methods Used For Reporting Market Values**

Certificates of Deposits:	Face Value Plus Accrued Interest
Securities/Direct Government Obligations:	Market Value Quoted by the Seller of the Security and Confirmed in Writing
Mutual Fund Investment Pool/MM Accounts:	Balance = Book Value = Current Market



2601 Forest Creek Drive  
Round Rock, Texas 78665-1232  
512.246.1400

To: Vista Oaks MUD Board of Directors  
From: *AH* Andrew Hunt, General Manager  
Subject: Managers Report  
Date: 11/26/13

---

#### Previous Directives

- I. Vista Hills Fence project/ Phase 2 and 3 design- ***We are assisting Gray Engineering and the fence subcommittee with lot owner easement prep and acquisition***
- II. Work with financial subcommittee on round Rock wholesale rates – ***Round Rock will consider the revised wholesale rates on 11.26***
- III. Finalize Techradium agreement – ***Complete***

#### Current Report

- I. Operations/Billing Report including water accountability
  - A. Billing Report/ Water Accountability
  - B. Wastewater Lift Station/Collection system maintenance
    - a. Lift Station improvements, soft start control replacements and panel configuration – ***In progress. The lift station pump has arrived***
  - C. Water system maintenance- Meter replacement program – ***Ongoing***
  - D. Graffiti Maintenance – Various locations in District - ***Complete***
- II. Review and approval of Delinquent Accounts/Write-offs
- III. Water conservation and drought contingency update –***Mandatory restrictions are still in effect.***
  - a. Discuss 5-year Drought Contingency Plan Review
- IV. Solid Waste Report & Recycling Rebate Reports
- V. Security Report
- VI. Update on MS4 permit – ***Expected in December 2013***

**Vista Oaks Municipal Utility District  
Operations Report**

**For the Month of November 2013**

**GENERAL INFORMATION**

Occupied Single Family Connections	<u>897</u>	x 3 =	<u>2691</u>	Estimated Population
Vacant Single Family Connections	<u>4</u>			
Commercial	<u>3</u>			
Churches	<u>1</u>			
Commercial Irrigation	<u>2</u>			
Residential Irrigation	<u>1</u>	- Vacant		
Active Rental Meters	<u>0</u>			
 TOTAL CONNECTIONS	 <u>908</u>			

**BACTERIOLOGICAL ANALYSES**

3 Water sample(s) taken on 11/14/13 All bacterial samples were satisfactory.

**WATER ACCOUNTING**

Gallons Purchased  
from 10/18/13 to 11/17/13

FM 1431	<u>4,142,300</u>	Gallons
Mayfield Ranch (Vista Hills)	<u>3,067,000</u>	Gallons
 Total Purchased	 <u>7,209,300</u>	 Gallons
 Williamson County Park Meter Pass Through (FM 1431 & CR 175)	 <u>84,000</u>	 Gallons
System Flushing	<u>2,250</u>	Gallons
Leaks	<u>0</u>	Gallons
Billed to Customers	<u>7,230,000</u>	Gallons
Adjustments to Billing	<u>0</u>	Gallons
 Total Gallons Subtracted	 <u>7,316,250</u>	 Gallons
 Gallons gain/loss	 <u>106,950</u>	 Gallons
 Percentage gain/loss	 <u>1.48%</u>	

## VISTA OAKS M.U.D. - WATER LOSS CHART

DATE FROM	DATE TO	PURCHASED WATER	CONSUMPTION BILLED	GALLONS UNACCOUNTED	PERCENT GAIN/LOSS
09/19/11	10/18/11	16417.5	16208.8	-208.7	-1.27%
10/19/11	11/17/11	9771.3	9295.9	-475.4	-4.87%
11/18/11	12/19/11	7556.6	7218.0	-338.6	-4.48%
12/20/11	01/18/12	6721.1	6429.0	-292.1	-4.35%
01/19/12	02/16/12	6122.2	5585.8	-536.4	-8.76%
02/17/12	03/18/12	6552.2	6110.3	-442.0	-6.75%
03/19/12	04/18/12	11194.3	10559.4	-634.9	-5.67%
04/19/12	05/16/12	13496.8	12999.3	-497.5	-3.69%
05/17/12	06/19/12	21778.6	20365.6	-1,413.0	-6.49%
06/20/12	07/18/12	16853.9	16443.7	-410.2	-2.43%
07/19/12	08/20/12	20244.9	19845.3	-399.6	-1.97%
08/21/12	09/18/12	16317.5	16021.9	-295.6	-1.81%

<b>TOTALS</b>		<b>153,026.9</b>	<b>147,083.0</b>	<b>-5,943.9</b>	
<b>AVERAGE</b>		<b>12,752.2</b>	<b>12,256.9</b>	<b>-495.3</b>	<b>-3.88%</b>

09/19/12	10/17/12	10710.1	10309.6	-400.5	-3.74%
10/18/12	11/15/12	10482.8	10079.3	-403.5	-3.85%
11/16/12	12/17/12	9570.1	9071.9	-498.2	-5.21%
12/18/12	01/17/13	6521.6	6065.9	-455.7	-6.99%
01/18/13	02/17/13	6758.9	6405.9	-353.0	-5.22%
02/18/13	03/17/13	7327.4	6878.1	-449.3	-6.13%
03/18/13	04/16/13	9488.3	9180.7	-307.6	-3.24%
04/17/13	05/16/13	11702.8	11181.9	-520.9	-4.45%
05/17/13	06/13/13	12847.4	12407.2	-440.2	-3.43%
06/14/13	07/21/13	21593.5	20985.4	-608.1	-2.82%
07/22/13	08/19/13	15896.7	15459.0	-437.7	-2.75%
08/20/13	09/17/13	18553.2	18085.4	-467.8	-2.52%

<b>TOTALS</b>		<b>141,452.8</b>	<b>136,110.3</b>	<b>-5,342.5</b>	
<b>AVERAGE</b>		<b>11,787.7</b>	<b>11,342.5</b>	<b>-445.2</b>	<b>-3.78%</b>

09/18/13	10/17/13	10510.7	9643.7	-867.0	-8.25%
10/18/13	11/17/13	7209.3	7316.3	107.0	1.48%

<b>TOTALS</b>		<b>17,720.0</b>	<b>16,960.0</b>	<b>-760.1</b>	
<b>AVERAGE</b>		<b>8,860.0</b>	<b>8,480.0</b>	<b>-380.0</b>	<b>-4.29%</b>

TEXAS COMMISSION ON ENVIRONMENTAL QUALITY  
 Water Utilities Division

Monthly Operational Report For Public Water Systems Purchasing Treated Water From Another System  
 Which Uses Surface Water Sources or Groundwater Sources Under The Influence of Surface Water

PUBLIC WATER SYSTEM NAME: Vista Oaks M.U.D. of Williamson Co.

System I.D. #: 2460139

Month: November 2013

Submitted by: *Steve Besmer* Date: *12-4-13*

No. of Connections: 908

License #: *WS0008310* Grade: *110"*

TREATED WATER PURCHASED FROM A WHOLESALE SUPPLIER				
Date	Quantity (mgd)	Date	Quantity (mgd)	Monthly Summary (MGD)
1	0.408	17	0.411	Total
2	0.408	18	0.405	Monthly
3	0.408	19	0.388	Purchase: 12.102
4	0.407	20	0.412	
5	0.419	21	0.413	Average
6	0.419	22	0.402	Daily: 0.403
7	0.415	23	0.402	
8	0.409	24	0.402	Maximum
9	0.409	25	0.376	Daily: 0.419
10	0.409	26	0.373	
11	0.418	27	0.386	Minimum
12	0.408	28	0.386	Daily: 0.373
13	0.406	29	0.386	
14	0.410	30	0.386	
15	0.411			
16	0.411			

DISTRIBUTION SYSTEM (DISINFECTANT RESIDUAL MONITORING)			
Minimum allowable disinfectant residual:	0.5	mg/L	Percentage of the measurements below the limit this month:
Total no. of measurements this month:	32		<input type="text" value="0%"/> (1A)
No. of measurements below the limit:	0		
Percentage of the measurements below the limit last month:			<input type="text" value="0%"/> (1B)

PUBLIC NOTIFICATION			
TREATMENT TECHNIQUE VIOLATION	Yes/No	If YES, Date when Notice was Given to the:	
		TCEQ	Customers*
More than 5.0% of the disinfectant residuals in the distribution system below acceptable levels for two consecutive months? - see (1A) and (1B)	NO		

\* A sample copy of the Notice to the customers must accompany this report.

MASTER METER REPORT

DISTRICT: Vista Oaks M.U.D. of Williamson Co. MONTH: November 2013

LOCATION: FM 1431 (Church)

METER # 1280120

DAY	DATE	METER READ		METER READ		PURCHASED WATER	FINAL PURCHASED	CHLORINE RESIDUAL
		A	SIZE 10" TH GAL	B	SIZE 2" TH GAL			
Fri	1	322911	197.0	77871	114.0	311.0	407.7	2.1
	2		197.0		114.0	311.0	407.7	2.4
	3		197.0		114.0	311.0	407.7	2.4
Mon	4	323502	202.0	78213	113.0	315.0	407.0	2.2
Tues	5	323704	199.0	78326	117.0	316.0	419.0	1.7
Wed	6	323903	202.0	78443	112.0	314.0	419.0	1.9
Thurs	7	324105	201.0	78555	112.0	313.0	415.0	2.0
Fri	8	324306	202.0	78667	111.67	313.7	409.3	1.9
	9		202.0		111.67	313.7	409.3	2.4
	10		202.0		111.67	313.7	409.3	2.3
Mon	11	324912	200.0	79002	113.0	313.0	418.0	1.8
Tues	12	325112	202.0	79115	109.0	311.0	408.0	2.1
Wed	13	325314	199.0	79224	112.0	311.0	406.0	1.9
Thurs	14	325513	202.0	79336	109.0	311.0	410.0	2.3
Fri	15	325715	208.67	79445	113.0	321.7	410.7	2.2
	16		208.67		113.0	321.7	410.7	2.5
	17		208.67		113.0	321.7	410.7	2.1
Mon	18	326341	197.0	79784	111.0	308.0	405.0	2.0
Tues	19	326538	191.0	79895	103.0	294.0	388.0	1.8
Wed	20	326729	211.0	79998	104.0	315.0	412.0	1.9
Thurs	21	326940	203.0	80102	113.0	316.0	413.0	1.8
Fri	22	327143	199.67	80215	110.0	309.7	402.0	2.0
	23		199.67		110.0	309.7	402.0	2.6
	24		199.67		110.0	309.7	402.0	2.7
Mon	25	327742	180.0	80545	102.0	282.0	376.0	2.4
Tues	26	327922	182.0	80647	102.0	284.0	373.0	2.2
Wed	27	328104	184.2	80749	104.4	288.6	386.0	1.9
Thurs	28		184.2		104.4	288.6	386.0	2.4
Fri	29		184.2		104.4	288.6	386.0	2.6
	30		184.2		104.4	288.6	386.0	2.0
Mon	2	329025		81271				
Total			5929.8		3295.6	9225.4	12102.0	64.5
Avg			197.7		109.9	307.5	403.4	2.2
Max.			211.0		117.0	321.7	419.0	2.7
Min			180.0		102.0	282.0	373.0	1.7

Operator: *J. Brown 12-4-13*



MASTER METER REPORT

DISTRICT: Vista Oaks M.U.D. of Williamson Co. MONTH: November 2013

LOCATION: VISTA HILLS

METER # 70106577 METER # 70106578

DAY	DATE	METER OUT	SIZE 6"	METER IN	SIZE 6"	TOTAL FLOW
		READ	TH GAL	READ	TH GAL	TOTAL TH GAL
Fri	1	35	0.67	2831	100.67	100.0
	2		0.67		100.67	100.0
	3		0.67		100.67	100.0
Mon	4	37	1.0	3133	97.0	96.0
Tues	5	38	1.0	3230	107.0	106.0
Wed	6	39	1.0	3337	109.0	108.0
Thurs	7	40	1.0	3446	107.0	106.0
Fri	8	41	1.0	3553	100.67	99.7
	9		1.0		100.67	99.7
	10		1.0		100.67	99.7
Mon	11	44	1.0	3855	109.0	108.0
Tues	12	45	1.0	3964	102.0	101.0
Wed	13	46	1.0	4066	100.0	99.0
Thurs	14	47	1.0	4166	103.0	102.0
Fri	15	48	1.0	4269	94.3	93.3
	16		1.0		94.3	93.3
	17		1.0		94.3	93.3
Mon	18	51	1.0	4552	102.0	101.0
Tues	19	52	1.0	4654	99.0	98.0
Wed	20	53	1.0	4753	101.0	100.0
Thurs	21	54	1.0	4854	101.0	100.0
Fri	22	55	1.0	4955	96.67	95.7
	23		1.0		96.67	95.7
	24		1.0		96.67	95.7
Mon	25	58	1.0	5245	99.0	98.0
Tues	26	59	1.0	5344	92.0	91.0
Wed	27	60	0.6	5436	100.6	100.0
Thurs	28		0.6		100.6	100.0
Fri	29		0.6		100.6	100.0
	30		0.6		100.6	100.0
Mon	2	63		5939		
Total			27.4		3007.4	2980.0
Avg			0.9		100.2	99.3
Max.			1.0		109.0	108.0
Min			0.6		92.0	91.0

Operator: *St Ben* 12-4-13

MASTER METER REPORT

DISTRICT: **Vista Oaks M.U.D. of Williamson Co.** MONTH: **November 2013**

LOCATION: **FM 1431& Cty Rd 175**

METER # 17851325

		METER READ	SIZE 4"
DAY	DATE		TH GAL
Fri	1	80687	3.3
	2		3.3
	3		3.3
Mon	4	80697	4.0
Tues	5	80701	3.0
Wed	6	80704	3.0
Thurs	7	80707	4.0
Fri	8	80711	4.0
	9		4.0
	10		4.0
Mon	11	80723	3.0
Tues	12	80726	4.0
Wed	13	80730	4.0
Thurs	14	80734	3.0
Fri	15	80737	4.3
	16		4.3
	17		4.3
Mon	18	80750	4.0
Tues	19	80754	4.0
Wed	20	80758	3.0
Thurs	21	80761	3.0
Fri	22	80764	3.3
	23		3.3
	24		3.3
Mon	25	80774	4.0
Tues	26	80778	2.0
Wed	27	80780	2.6
Thurs	28		2.6
Fri	29		2.6
	30		2.6
Mon	2	80793	
Total			103.4
Avg			3.4
Max.			4.3
Min			2.0

Operator: *Joe Bunn 12-4-13*

CHLORINE RESIDUAL/BACTERIOLOGICAL SAMPLE SITE PLAN

MONTH: November 2013

DISTRICT: Vista Oaks M.U.D. of Williamson County

I.D.# 2460139

REQUIRES 1 CI2 SAMPLE/DAY & 3 BACTERIOLOGICAL SAMPLES/MONTH

TOTAL CI2

0.5 mg/L MINIMUM

DATE	SITE NO.	ADDRESS	CI2 RESIDUALS COLLECTED ON:												TOTAL
1	1	3945 KRISTEN CREEK	a. 2.1	b.	c.	d.	e.	f.	g.	h.	i.	j.			2.1
2	2	4004 CASTLE CREEK	a. 2.4	b.	c.	d.	e.	f.	g.	h.	i.	j.			2.4
3	3	4418 HUNTERS LODGE	a. 2.4	b.	c.	d.	e.	f.	g.	h.	i.	j.			2.4
4	4	3541 FLORA VISTA LOOP	a. 2.2	b.	c.	d.	e.	f.	g.	h.	i.	j.			2.2
5	5	4306 INDIAN OAKS	a. 1.7	b.	c.	d.	e.	f.	g.	h.	i.	j.			1.7
6	6	4027 HONEY BEAR LOOP	a. 1.9	b.	c.	d.	e.	f.	g.	h.	i.	j.			1.9
7	1	3945 KRISTEN CREEK	a. 2.0	b.	c.	d.	e.	f.	g.	h.	i.	j.			2.0
8	2	4004 CASTLE CREEK	a. 1.9	b.	c.	d.	e.	f.	g.	h.	i.	j.			1.9
9	3	4418 HUNTERS LODGE	a. 2.4	b.	c.	d.	e.	f.	g.	h.	i.	j.			2.4
10	4	3541 FLORA VISTA LOOP	a. 2.3	b.	c.	d.	e.	f.	g.	h.	i.	j.			2.3
11	5	4306 INDIAN OAKS	a. 1.8	b.	c.	d.	e.	f.	g.	h.	i.	j.			1.8
12	6	4027 HONEY BEAR LOOP	a. 2.1	b.	c.	d.	e.	f.	g.	h.	i.	j.			2.1
13	1	3945 KRISTEN CREEK	a. 1.9	b.	c.	d.	e.	f.	g.	h.	i.	j.			1.9
14	2	4004 CASTLE CREEK	a. 2.3	b. 1.7	c. 2.4	d.	e.	f.	g.	h.	i.	j.			2.1
15	3	4418 HUNTERS LODGE	a. 2.2	b.	c.	d.	e.	f.	g.	h.	i.	j.			2.2
16	4	3541 FLORA VISTA LOOP	a. 2.5	b.	c.	d.	e.	f.	g.	h.	i.	j.			2.5
17	5	4306 INDIAN OAKS	a. 2.1	b.	c.	d.	e.	f.	g.	h.	i.	j.			2.1
18	6	4027 HONEY BEAR LOOP	a. 2.0	b.	c.	d.	e.	f.	g.	h.	i.	j.			2.0
19	1	3945 KRISTEN CREEK	a. 1.8	b.	c.	d.	e.	f.	g.	h.	i.	j.			1.8
20	2	4004 CASTLE CREEK	a. 1.9	b.	c.	d.	e.	f.	g.	h.	i.	j.			1.9
21	3	4418 HUNTERS LODGE	a. 1.8	b.	c.	d.	e.	f.	g.	h.	i.	j.			1.8
22	4	3541 FLORA VISTA LOOP	a. 2.0	b.	c.	d.	e.	f.	g.	h.	i.	j.			2.0
23	5	4306 INDIAN OAKS	a. 2.6	b.	c.	d.	e.	f.	g.	h.	i.	j.			2.6
24	6	4027 HONEY BEAR LOOP	a. 2.7	b.	c.	d.	e.	f.	g.	h.	i.	j.			2.7
25	1	3945 KRISTEN CREEK	a. 2.4	b.	c.	d.	e.	f.	g.	h.	i.	j.			2.4
26	2	4004 CASTLE CREEK	a. 2.2	b.	c.	d.	e.	f.	g.	h.	i.	j.			2.2
27	3	4418 HUNTERS LODGE	a. 1.9	b.	c.	d.	e.	f.	g.	h.	i.	j.			1.9
28	4	3541 FLORA VISTA LOOP	a. 2.4	b.	c.	d.	e.	f.	g.	h.	i.	j.			2.4
29	5	4306 INDIAN OAKS	a. 2.6	b.	c.	d.	e.	f.	g.	h.	i.	j.			2.6
30	6	4027 HONEY BEAR LOOP	a. 2.0	b.	c.	d.	e.	f.	g.	h.	i.	j.			2.0

Total	64.3
Average	2.1
High	2.7
Low	1.7

OPERATOR:

St Ben

DATE:

12-4-13

8

CUSTOMER BILLING REPORT  
VISTA OAKS MUNICIPAL UTILITY DISTRICT  
October 27, 2013 Through November 26, 2013

Current Billing

Water	22,227.85	
Sewer	26,742.65	
TCEQ	374.27	
Base Fee	25,742.15	
Fire	0.00	
Garbage	0.00	
Deposit	0.00	
Tax	0.00	
Miscellaneous	0.00	
	-----	
Total Current Billing		\$75,086.92

Aged Receivables

Thirty (30) Days	\$9,485.01	
Sixty (60) Days	295.01	
Ninety (90) Days	0.00	
	-----	
Billed Arrears	9,780.02	
Credit Bal Fwd	-4,298.65	
	-----	
Total Aged Receivables		\$5,481.37

Accounts Receivables

Penalty	-\$55.71	
Water	23,776.53	
Sewer	29,285.71	
TCEQ	458.29	
Base Fee	26,853.47	
Fire	0.00	
Garbage	0.00	
Deposit	250.00	
Tax	0.00	
Miscellaneous	0.00	
	-----	
Total Accounts Receivables		\$80,568.29

Deposit Liability

Balance As Of	10/27/13	\$135,500.00
Collections		3,000.00
Deposits Applied		----- -1,950.00
Balance As Of	11/26/13	\$136,550.00

### Arrears List (RT)

DATE: 12/09/13    TIME: 9:31 AM    PAGE: 1

12/26/13

Billing Period From 10/27/2013    To 11/26/2013

SERVICE ADDRESS	METER NUMBER	INFO LOCATION	TYPE ACCT	CURRENT BILL	ARREARS BILL	PENALTY	PAYMENT AMOUNT	DATE	ADJUSTMENT AMOUNT	EATE	ARREARS BALANCE	ACCOUNT BALANCE	F/T	CUR	30	60	90	120
4415 SUMMERCREST S.	74250676	MR-P	R	75.44	100.00						100.00	175.44						*
1009 RUSSWOOD CV	88856943	MR-P	R	82.27	88.93						88.93	171.20						*
3503 NEWLAND PLACE	91372216	MR-P	OWN	112.05	119.49						119.49	231.54						*
3905 KRISTENCREEK LANE	36613005	MR-P	R	59.44	56.12						56.12	115.56						*
4438 HUNTERS LODGE DR	75733039	MR-P	OWN	59.44	97.37						97.37	156.81						*
***** TOTALS *****																		
<b>PENALTY TOTAL</b>	<b>PAYMENT TOTAL</b>	<b>ADJUSTMENT TOTAL</b>	<b>OVER</b>	<b>PAYMENT TOTAL</b>	<b>ARREARS BALANCE</b>	<b>ACCOUNT BALANCE</b>	<b>STATUS OF ACCOUNT</b>			<b>60</b>	<b>90</b>	<b>120</b>						
.00	.00	.00		.00	461.91	850.55	F/T	CUR	30	5								
2000 SUMMERCREST CV	92430784	MR-T	OWN	51.74	73.93						73.93	125.67						*
4129 MOSS HOLLOW DR	74250680	MR-P	R	67.13	3.17						3.17	70.30						*
3520 LAUREL BAY LOOP	93493067	MR-P	R	98.83	5.72						5.72	104.55						*
3956 GRAYLING LANE	44833820	MR-P	R	93.98	102.22						102.22	196.20						*
3821 NEWLAND DRIVE	94513242	MR-P	R	44.04	56.78						56.78	100.82						*
3706 GALENA HILLS LOOP	92343133	MR-P	RNT	150.35	7.19						7.19	157.54						*
3502 GALENA HILLS LOOP	90509920	MR-P	R	59.44	54.31						54.31	113.75						*
3529 ASHMERE LOOP		MR-P	RNT	108.64	125.40						125.40	234.04						*
4311 ROCK HILL RD		MR-P	R	135.27	169.11						169.11	304.38						*
4106 SPRINGWILLOW LANE	91879299	MR-P	R	40.61	48.48						48.48	89.09						*
4318 ROCK HILL RD	73680739	MR-P	RNT	59.44	75.60						75.60	135.04						*
3553 ASHMERE LOOP	90001672	MR-P	R	63.71	66.87						66.87	130.58						*
4124 SUMMERCREST LOOP	45808273	MR-P	R	92.47	1.75						1.75	94.22						*
3406 INWOOD COVE	92343086	MR-P	R	59.44	2.33						2.33	61.77						*
3503 ASHMERE LOOP	88822696	MR-P	R	59.44	48.58						48.58	108.02						*
4435 HUNTERS LODGE DR	44702761	MR-P	R	67.13	60.88						60.88	128.01						*
3713 LAUREL BAY LOOP	44348771	MR-P	R	103.75	33.94						33.94	137.69						*
3401 ROYAL VISTA BLVD-2	34059162		C	51.74	2.76						2.76	54.50						*

Arrears List (RT)

DATE: 12/09/13 TIME: 9:31 AM PAGE: 2

ID

12/26/13

Billing Period From 10/27/2013 To 11/26/2013

SERVICE ADDRESS	METER NUMBER	INFO LOCATION	TYPE ACCT	CURRENT BILL	ARREARS BILL	PENALTY	PAYMENT AMOUNT	DATE	ADJUSTMENT AMOUNT	DATE	ARREARS BALANCE	ACCOUNT BALANCE	F/T	CUR	30	60	90	120
3915 GRAYLING LANE	93501701	MR-P	RNT	83.74	107.13						107.13	190.87	*					
3928 ARTESIA BEND	42514278	MR-P	R	59.44	58.91						58.91	118.35	*					
3852 NEWLAND COURT	93520647	MR-P	R	59.44	62.89						62.89	122.33	*					
4219 SUMMERCREST LOOP N	65051348	MR-P	R	59.44	62.39						62.39	121.83	*					
3404 INWOOD COVE	42208851	MR-P	R	59.44	2.80						2.80	62.24	*					
3210 ASH GLEN LN	74250657	MR-P	R	75.44	159.07						159.07	234.51	*					
3504 ASPEN LEAF	45348199	MR-P	R	59.44	78.13						78.13	137.57	*					
1002 RUSSWOOD CV	42903795	MR-P	R	56.01	63.77						63.77	119.78	*					
3213 ASH GLEN LN	76216007	MR-P	R	209.08	8.07						8.07	217.15	*					
4004 HOYER COVE	4251435	MR-P	R	83.74	83.22						83.22	166.96	*					
4108 SUMMERCREST N.	44497054	MR-P	RNT	150.35	.05						.05	150.40	*					
3539 LAUREL BAY LOOP	74886319	MR-P	OWN	69.07	4.31						4.31	73.38	*					
3525 LAUREL BAY LOOP	65037330	MR-P	R	158.45	172.19						172.19	330.64	*					
3932 GRAYLING LANE	93721911	MR-P	R	108.64	99.21						99.21	207.85	*					
4009 GALENA HILLS	92661347	MR-P	R	83.74	104.67						104.67	188.41	*					
K 4000 CALLABERO CV	74250312	MR-P	R	158.45	5.82						5.82	164.27	*					
4025 GALENA HILLS	73321879	MR-P	R	100.34	232.82						232.82	333.16	*					
4421 SUMMERCREST S.	74250308	MR-P	R	120.35	96.11						96.11	216.46	*					
4330 ROCK HILL RD	73680654	MR-P	R	82.25	3.90						3.90	86.15	*					
1005 CRESTWOOD CV	45204435	MR-P	R	75.44	5.10						5.10	80.54	*					
4335 ROCK HILL RD	73791677	MR-P	R	51.74	53.62						53.62	105.36	*					
4458 HUNTERS LODGE CV	43929092	MR-P	R	67.13	5.69						5.69	72.82	*					
4304 SUMMERCREST CT	45621183	MR-P	R	87.56	6.34						6.34	93.90	*					
3536 ASHMORE LOOP	37477693	MR-P	R	92.04	100.18						100.18	192.22	*					
4210 SUMMERCREST LOOP	90337615	MR-P	RNT	111.40	141.82						141.82	253.22	*					
3734 NEWLAND DRIVE	90001649	MR-P	R	185.88	169.49						169.49	355.37	*					
4431 HUNTERS LODGE DR	46111576	MR-P	R	51.74	44.62						44.62	96.36	*					

JD

### Arrears List (RT)

DATE: 12/09/13 TIME: 9:31 AM PAGE: 3

12/26/13

Billing Period From 10/27/2013 To 11/26/2013

SERVICE ADDRESS	METER NUMBER	INFO LOCATION	TYPE ACCT	CURRENT BILL	ARREARS BILL	PENALTY	PAYMENT AMOUNT	DATE	ADJUSTMENT AMOUNT	DATE	ARREARS BALANCE	ACCOUNT BALANCE	F/T	CUR	30	60	90	120
3603 NEWLAND PLACE	92469477	MR-P	R	146.72	94.84						94.84	241.56	*					
4206 KINGSBURG DR	46111247	MR-P	R	51.74	57.32						57.32	109.06	*					
3940 NEWLAND DRIVE	36830962	MR-P	R	49.65	49.17						49.17	98.82	*					
4016 CASTLE CREEK CV	90337896	MR-P	R	112.05	111.19						111.19	223.24	*					
3722 NEWLAND DRIVE	40801148	MR-P	R	42.57	37.09						37.09	79.66	*					
3805 GALENA HILLS LOOP	92343006	MR-P	OWN	165.62	7.00						7.00	172.62	*					
4210 KINGSBURG DR	79126969	MR-P	R	44.04	2.81						2.81	46.85	*					
4120 MOSS HOLLOW DR	44833842	MR-P	R	51.74	28.18						28.18	79.92	*					
4008 SPRINGWILLOW LANE	86361846	MR-P	R	83.74	96.61						96.61	180.35	*					
4006 CASTLE CREEK	90337649	MR-P	R	44.04	4.36						4.36	48.40	*					
4127 SUMMERCREST LOOP	45348102	MR-P	OWN	135.90	163.74						163.74	299.64	*					
3749 NEWLAND DRIVE	42057194	MR-P	OWN	51.74	2.04						2.04	53.78	*					
3705 NEWLAND DRIVE	93414489	MR-P	R	59.44	78.95						78.95	138.39	*					
3718 NEWLAND DRIVE	40801335	MR-P	OWN	72.01	72.20						72.20	144.21	*					
4302 INDIAN OAKS	44833822	MR-P	R	92.04	99.54						99.54	191.58	*					
4307 INDIAN OAKS	44603702	MR-P	R	85.68	.02						.02	85.70	*					
4105 MOSS HOLLOW DR	49184923	MR-P	R	101.22	109.83						109.83	211.05	*					
4239 KINGSBURG DR	92432066	MR-P	R	44.04	3.55						3.55	47.59	*					
3505 FLORA VISTA LOOP	90001650	MR-P	R	59.44	49.59						49.59	109.03	*					
4008 HOYER COVE	90337614	MR-P	R	63.74	6.52						6.52	90.26	*					
4005 WYMAN COVE	92343005	MR-P	R	51.74	43.77						43.77	95.51	*					
3616 GALENA HILLS LOOP	93414494	MR-P	R	51.74	6.07						6.07	57.81	*					
3512 ASHMERE LOOP	94541659	MR-P	OWN	92.04	4.68						4.68	96.72	*					
4071 HONEY BEAR LOOP	92432064	MR-P	OWN	51.74	63.79						63.79	115.53	*					
3932 NEWLAND DRIVE	470166	MR-P	R	83.74	4.20						4.20	87.94	*					
3912 GRAYLING LANE	90337483	MR-P	R	67.13	3.76						3.76	70.89	*					

12

Arrears List (RT)

DATE: 12/09/13 TIME: 9:31 AM PAGE: 4

12/26/13

Billing Period From 10/27/2013 To 11/26/2013

SERVICE ADDRESS	METER NUMBER	INFO LOCATION	TYPE ACCT	CURRENT BILL	ARREARS BILL	PENALTY	PAYMENT AMOUNT	DATE	ADJUSTMENT AMOUNT	DATE	ARREARS BALANCE	ACCOUNT BALANCE	F/T	CUR	30	60	90	120
3920 GRAYLING LANE	93717286	MR-P	R	75.44	3.16						3.16	78.60		*				
3927 GRAYLING LANE	92343201	MR-P	R	108.64	80.22						80.22	188.86		*				
3936 KRISTENCREEK LANE	93414493	MR-P	OWN	44.04	2.45						2.45	46.49		*				
4447 HUNTERS LODGE DR *** PAY BY 12/18/2013	94129981	MR-P	R	89.06	189.23		184.46	12/06/13			4.77	93.83		*				
3928 KRISTENCREEK LANE	93501696	MR-P	R	116.94	114.04						114.04	230.98		*				
4121 MOSS HOLLOW DR	43498193	MR-P	R	90.57	95.07						95.07	185.64		*				
3952 KRISTEN CREEK HOUS	84580752	MR-P	RNT	83.74	81.48						81.48	165.22		*				
4410 HUNTERS LODGE DR	92343025	MR-P	R	92.04	4.31						4.31	96.35		*				
4311 SUMMERCREST S.	73781937	MR-P	R	59.44	59.62						59.62	119.06		*				
4401 SUMMER CREST LOOP	74250622	MR-P	R	51.74	1.98						1.98	53.72		*				
4010 HALFWAY COVE	89648433	MR-P	R	118.88	4.26						4.26	123.14		*				
4005 ROSE MAY COVE	42161328	MR-P	R	44.04	45.01						45.01	89.05		*				
3746 NEWLAND DRIVE	40943503	MR-P	R	57.97	58.58						58.58	116.55		*				

\*\*\*\*\* TOTALS \*\*\*\*\*

PENALTY TOTAL	PAYMENT TOTAL	ADJUSTMENT TOTAL	OVER PAYMENT TOTAL	ARREARS BALANCE	ACCOUNT BALANCE	STATUS OF ACCOUNT	F/T	CUR	30	60	90	120
.00	184.46	.00	.00	4,627.11	11,601.87	F/T		30	60	90	120	
								84				

\*\*\*\*\* GRAND TOTALS \*\*\*\*\*

PENALTY TOTAL	PAYMENT TOTAL	ADJUSTMENT TOTAL	OVER PAYMENT TOTAL	ARREARS BALANCE	ACCOUNT BALANCE	STATUS OF ACCOUNT	F/T	CUR	30	60	90	120
.00	184.46	.00	.00	5,089.02	12,452.42	F/T		0	84	5	0	0

13



# VISTA OAKS MUD

## Write Off List

### November 2013

The following accounts have been finalized and remain unpaid:

These accounts to be written off as uncollected:

ADDRESS:	Date Finaled	Write-Off
3806 GALENA HILLS LOOP	10/17/13	174.90
3724 LAUREL BAY LOOP	10/04/13	28.33
	<b>TOTAL:</b>	<b>\$ 203.23</b>

Williamson County  
Sheriff's Office  
Steve Shanks  
Ron Marsh  
Security Patrol for  
VISTA OAKS

# Security Report for November 2013

**1 Prior Sexual Assault Abuse of Child, 10 years prior.**

**1 Warrant Arrest, Motion to Revoke Probation (Assault Bodily Injury)**

**Steve patrolled area: assisted with Child Custody and Civil Standby**

**Ron patrolled area made traffic stops and assisted with vehicle stop.**

**24 Security Checks Rec. Center/ Steve**

**20 Resident Contacts/ Steve**

**23 Security Checks MUD lift Station/ Steve**

**20 Security Checks Rec. Center/ Ron**

**22 Security Checks MUD Lift Station/ Ron**

**17 Residents Contacts/ Ron**

**Traffic stops made by security and patrol this month (stop signs, suspicious vehicles, speeding)**

**Street Lights out:**

**44**

**62**

**99, 112, 119**

**Note: Ron is NO Longer working for the Vista Oaks MUD; I will have the name of the new Deputy soon and will make arraignments to bring him/her to the respective meetings for introduction.**



**To:** Vista Oaks MUD Board of Directors  
**From:** Andrew Hunt, Crossroads Utility Services, LLC  
**Subject:** Watering Restrictions Compliance  
**Date:** 12/1/13

---

Board members:

The following addresses were sent a written notice of violation on 11/5/13 for observed watering violations in late October.

4000 Springwillow drive  
4005 Springwillow Drive

AWH



O 512.452.0371 ; F 512.454.9933  
8834 North Capital of Texas Highway, Suite 140  
Austin, Texas 78759 : [www.grayengineeringinc.com](http://www.grayengineeringinc.com)  
TBPE 2946

## MEMORANDUM

**TO:** Board of Directors, Vista Oaks MUD

**FROM:** John D. Hines, P.E.

**DATE:** November 25, 2013

**Re:** Engineering Report  
GEI 1399-8446-54

---

The following is a brief summary of the activities that we have been working on since the last Board meeting:

**General Engineering Items** (GEI Job No. 1399-8446-54)

GEI has been working with the District's general manager and legal counsel on routine District-related matters since the last Board meeting.

**Vista Isle Enhancement Wall Project** (GEI No. 1399-10607-54)

Our office has prepared a set of plans to show the proposed improvements including location of replacement concrete fence, rock columns with monument insets and required specifications. The plans were presented for review and approval at the October Board Meeting. We have also coordinated in providing the exhibits to the attorney for preparation of the individual private resident easements. It is anticipated that the easement documents will be completed in November. Upon completion of the documents, Crossroads has been approved and directed to seek the owner signatures of the easements and once 100% are obtained, GEI will be authorized to proceed with public advertisement of the project. Tentatively, bidding is anticipated to occur in January, followed with bid tabs and a recommendation at the February meeting.

**Royal Vista Wall Project** (GEI No. 1399-10670/P-13030) (No Change)

Based on feedback from the sub-committee, Crossroads and Board, the proposed Phase 3 masonry wall along Royal Vista will be split face CMU selected to match the Phase 1 wall product. GEI has been directed to work with the consultants in completing Phase 2 prior to finalization of the design and bid package for Phase 3. We anticipate Phase 2 being completed within the next 6-9 months, pending approval of private easements needed from residents along Vista Isle. Therefore, Phase 3 could start around mid-year 2014. We await authorization by the Board and approval for design and bid phase services.

I will be in attendance at the December meeting to address any questions or comments you may have regarding these or other engineering-related matters.

JDH:ad

cc: John Bartram; Armbrust & Brown, PLLC  
Don Bayes, P.E.; GEI

**EXHIBIT D**